

Scaled data based on original data using
LM-79-08 Approved Method: Electrical and Photometric Measurements of Solid-
State Lighting Products

Test Report Prepared for
Cooper Lighting Solutions
(formerly Eaton)

Brand: INVUE

Report Number: P140626

Luminaire Tested: **EMM-F01-LED-E1-5XQ-7050**

Issue Date: 03/03/2020

Test Information

Test Method: LM-79-08
Report Number: P140626
REPORT IS SCALED FROM IESNA LM-79-08 TEST DATA (P33688)
Test Lab: INNOVATION CENTER-P3
Issue Date: 03/03/2020
Manufacturer: COOPER LIGHTING SOLUTIONS (FORMERLY EATON)
Product Line: INVUE
Catalog Number: EMM-F01-LED-E1-5XQ-7050
Description: EPIC MODERN MEDIUM DECORATIVE LED LUMINAIRE
(1) LIGHTBARS WITH AccuLED OPTICS - TYPE 5 SQUARE EXTRA WIDE
Light Source: (7) 5000K CCT, 70 CRI LEDs
Ballast/Driver: -

Summary

Lumens per Lamp: N/A
Luminaire Lumens: 2525.6 lumens
Efficiency: N/A
Efficacy: 97.5 lumens/watt
Luminous Opening: Rectangular (W 0.17' x L: 1' x H: 0')
IES Classification: Type V - Short - Non-Cutoff
BUG Rating: B2 - U0 - G1

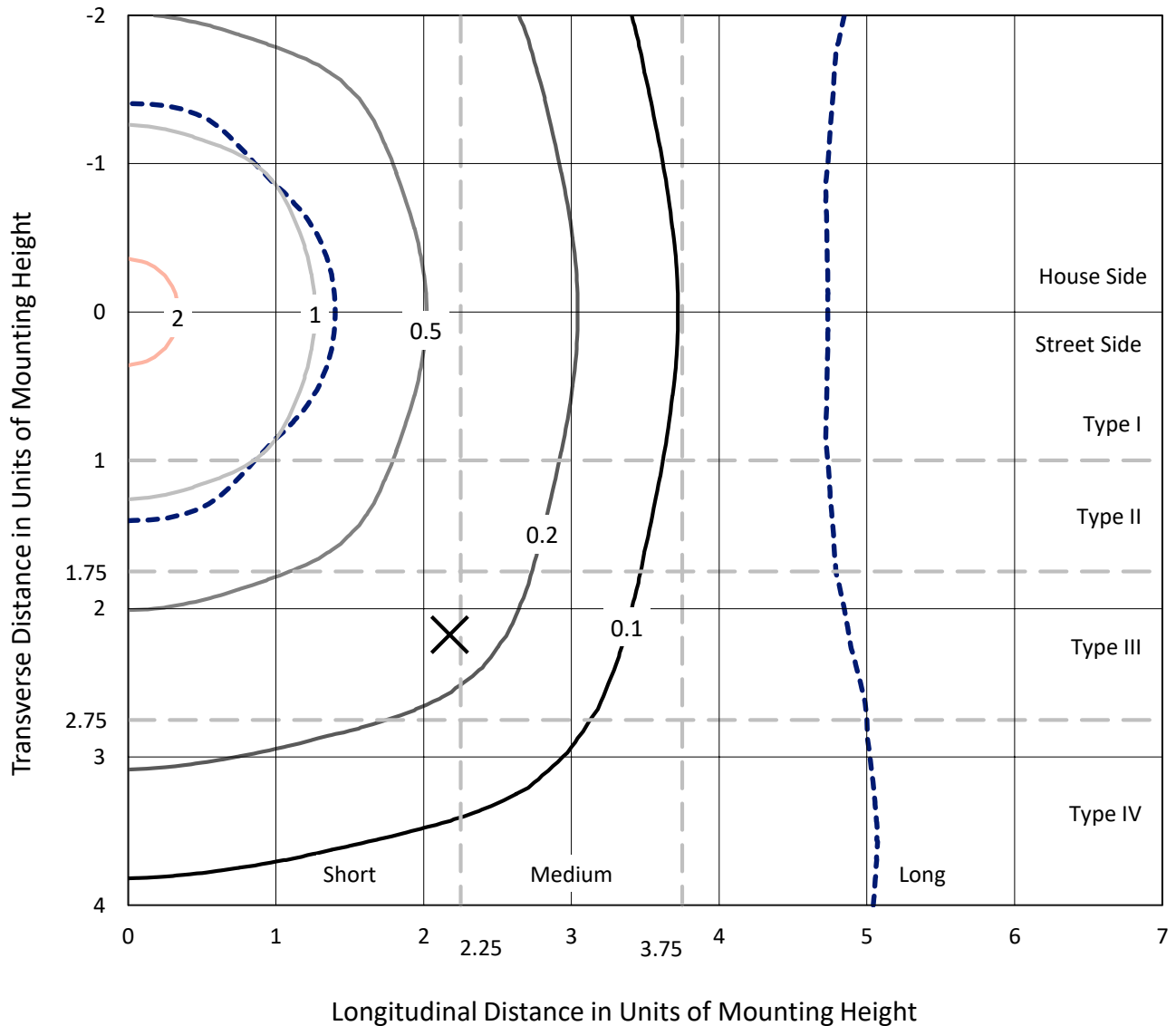
Input Watts (W): 25.9
Input Voltage (V): NR
Input Current (Ain): NR
Voltage Rise (V): NR
Power Factor: NR
Total Harmonic Distortion (THDi): NR
Frequency (hertz): 60
Stabilization Time: NR
Operation Time: NR
Ambient Temperature (°C): NR
Test Distance: 25 FT



REPORT NUMBER: P140626
 CATALOG NUMBER: EMM-F01-LED-E1-5XQ-7050

Iso-Footcandle Lines of Horizontal Illumination

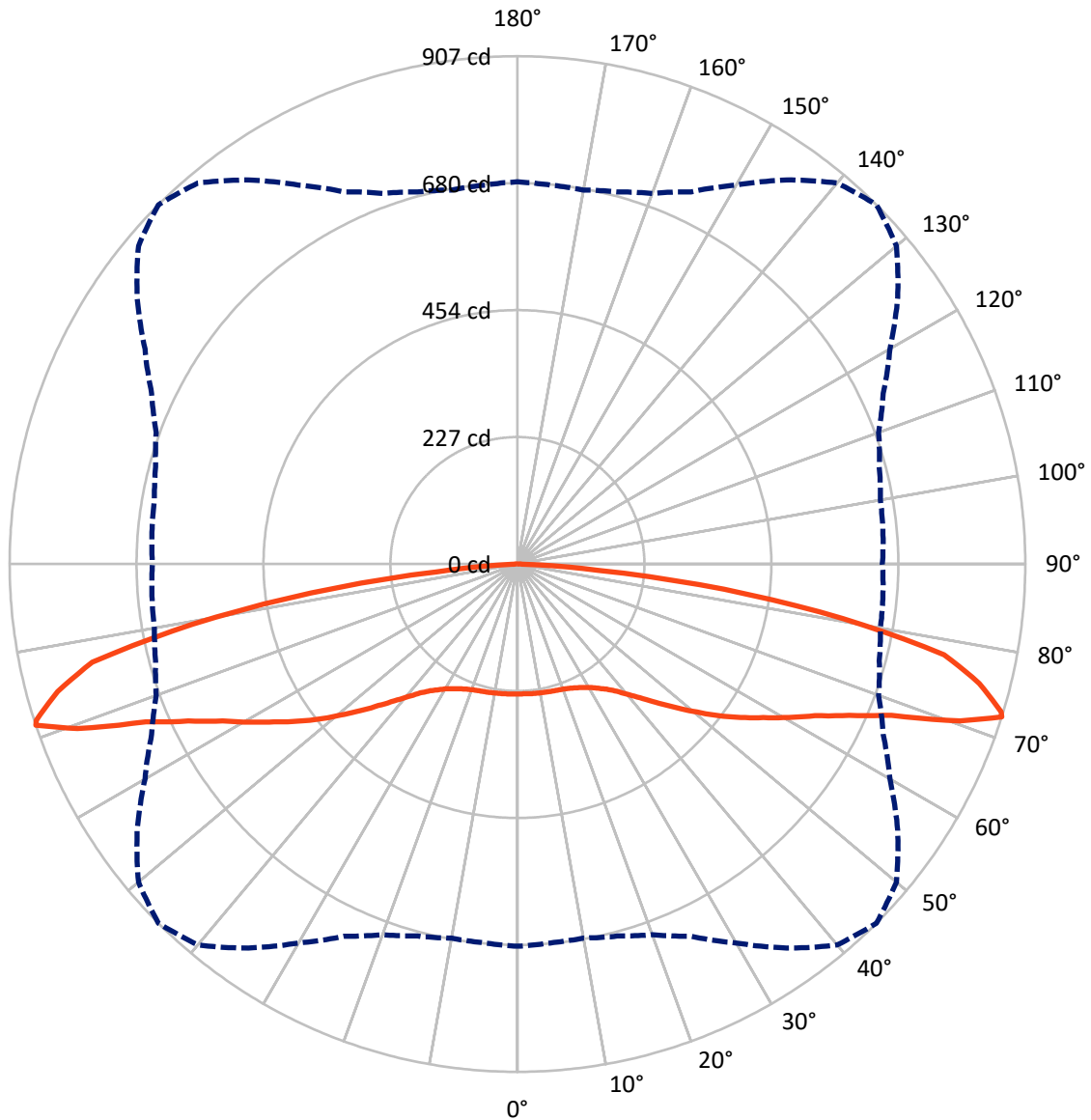
× Max cd
 - - - 1/2 Max cd



Based on 10 foot mounting height. Maximum calculated value = 2.3 fc
 Type V - Short - Non-Cutoff

REPORT NUMBER: P140626
CATALOG NUMBER: EMM-F01-LED-E1-5XQ-7050

Luminous Intensity Polar Plot



— Vertical Plane Through 45-Deg Lateral - - - Horizontal Cone Through 72-Deg Vertical

REPORT NUMBER: P140626

CATALOG NUMBER: EMM-F01-LED-E1-5XQ-7050

FLUX DISTRIBUTION:

		Downward	Upward	Total
House Side	Lumens	1262.8	0.0	1262.8
	% Fixture	50.0	0.0	50.0
Street Side	Lumens	1262.8	0.0	1262.8
	% Fixture	50.0	0.0	50.0
Total	Lumens	2525.6	0.0	2525.6
	% Fixture	100.0	0.0	100.0

Coefficient of Utilization

ZONAL LUMENS:

Zone	Lumens	% Fixture
0°-10°	22.3	0.9
10°-20°	67.0	2.7
20°-30°	113.4	4.5
30°-40°	172.5	6.8
40°-50°	273.1	10.8
50°-60°	418.5	16.6
60°-70°	614.4	24.3
70°-80°	696.9	27.6
80°-90°	147.6	5.8
90°-100°	0.0	0.0
100°-110°	0.0	0.0
110°-120°	0.0	0.0
120°-130°	0.0	0.0
130°-140°	0.0	0.0
140°-150°	0.0	0.0
150°-160°	0.0	0.0
160°-170°	0.0	0.0
170°-180°	0.0	0.0
0°-90°	2525.6	100.0
0°-180°	2525.6	100.0



REPORT NUMBER: P140626

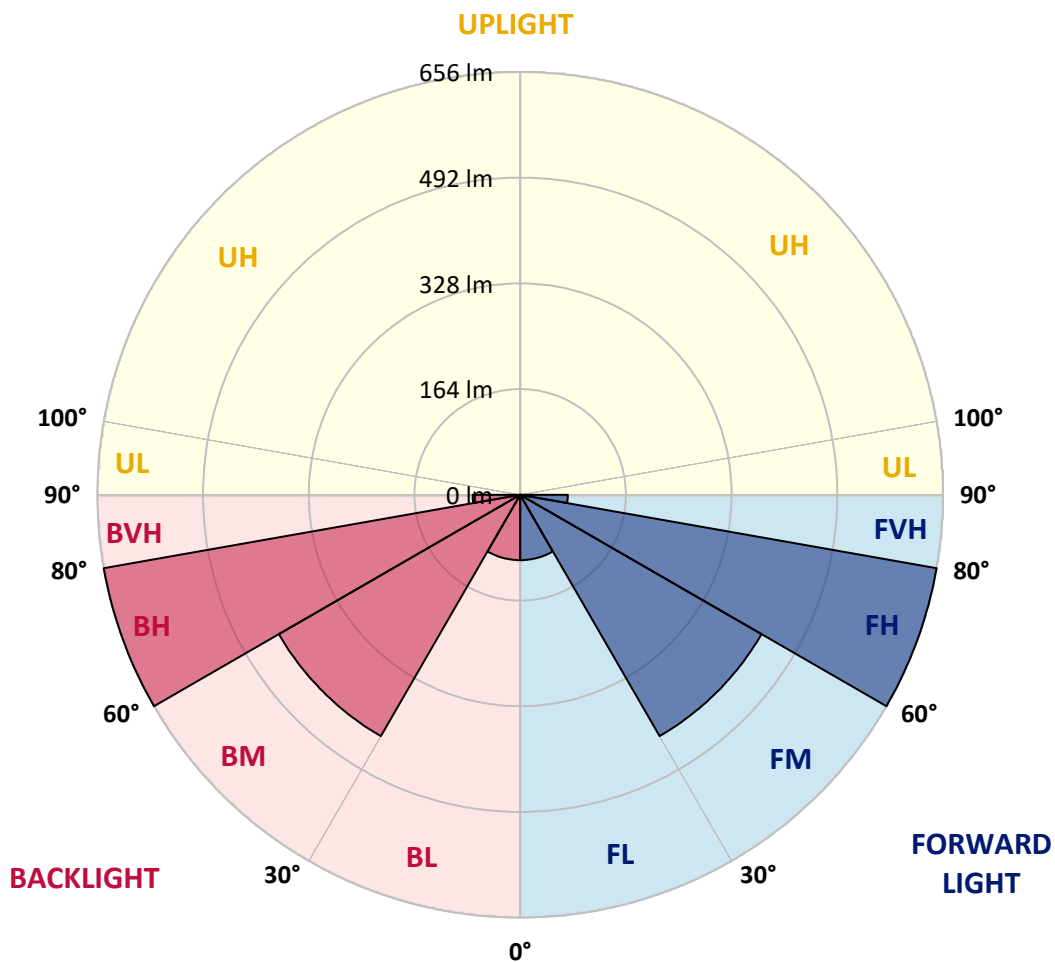
CATALOG NUMBER: EMM-F01-LED-E1-5XQ-7050

LUMINAIRE CLASSIFICATION SYSTEM LUMEN TABLE AND BUG RATING:

Zone		Lumens	% Fixture	Zone Rating/Lumen Limit		
				B	U	G
FL	(0°-30°)	101.3	4.0			
FM	(30°-60°)	432.0	17.1			
FH	(60°-80°)	655.6	26.0			G0/660
FVH	(80°-90°)	73.8	2.9			G1/100
BL	(0°-30°)	101.3	4.0	B0/110		
BM	(30°-60°)	432.0	17.1	B1/1000		
BH	(60°-80°)	655.6	26.0	B2/1000		G0/660
BVH	(80°-90°)	73.8	2.9			G1/100
UL	(90°-100°)	0.0	0.0		U0/0	
UH	(100°-180°)	0.0	0.0		U0/0	

BUG Rating: B2-U0-G1

Type V Short





REPORT NUMBER: P140626

CATALOG NUMBER: EMM-F01-LED-E1-5XQ-7050

CANDELA DISTRIBUTION (FULL):

	0°	5°	10°	15°	20°	25°	30°	35°	40°	45°	50°
0°	232.1	232.1	232.1	232.1	232.1	232.1	232.1	232.1	232.1	232.1	232.1
2.5°	232.9	233.2	232.9	232.7	232.7	232.4	232.4	232.4	232.7	232.1	232.1
5°	233.5	233.8	233.5	232.9	232.9	232.9	232.7	232.7	232.9	232.7	232.7
7.5°	234.4	234.6	234.4	233.8	233.8	233.5	233.2	233.2	233.8	233.2	233.2
10°	235.2	235.8	235.2	234.6	234.6	234.4	234.1	234.1	234.4	233.8	233.8
12.5°	236.6	236.6	236.3	236.1	236.1	235.8	235.5	235.2	234.9	234.6	234.4
15°	237.7	238.0	237.5	237.2	236.9	236.6	236.3	236.3	235.8	235.5	235.5
17.5°	239.2	239.4	238.9	238.3	238.3	237.7	237.5	237.5	236.9	236.6	236.3
20°	240.6	240.9	240.3	240.0	239.7	239.4	238.9	239.2	238.9	238.3	238.3
22.5°	242.3	242.3	242.0	241.7	241.7	241.4	241.1	241.7	241.1	241.1	240.9
25°	244.0	244.2	244.0	244.0	244.2	244.2	244.5	245.1	245.1	244.8	244.5
27.5°	247.6	247.6	247.6	247.6	248.5	248.5	248.8	249.6	249.9	249.9	249.9
30°	252.4	252.7	252.4	252.4	253.3	253.6	254.4	255.3	255.8	255.8	256.1
32.5°	259.5	259.2	259.5	260.1	260.6	261.2	262.0	263.4	264.3	264.6	264.6
35°	268.5	268.8	268.5	268.8	269.9	270.8	271.6	273.3	273.9	274.5	274.7
37.5°	281.8	282.6	282.1	282.1	283.5	284.1	285.2	286.6	287.7	288.3	288.0
40°	301.0	300.7	300.1	300.4	300.7	301.3	302.4	305.2	306.6	306.6	306.6
42.5°	323.0	323.3	322.5	322.2	322.5	323.0	324.7	327.0	329.2	328.7	328.9
45°	348.1	346.2	346.7	346.2	346.5	348.4	351.3	352.4	354.6	354.6	355.2
47.5°	372.7	371.9	371.6	371.3	372.1	374.1	377.5	381.2	383.2	384.3	385.1
50°	400.4	399.0	398.7	399.0	399.3	399.8	406.3	410.0	414.8	415.6	415.3
52.5°	427.2	426.1	425.5	425.5	426.6	428.6	435.4	441.3	446.7	450.1	448.7
55°	456.3	456.3	454.6	454.0	455.7	457.7	467.0	473.8	481.4	484.0	480.0
57.5°	486.2	485.9	483.4	482.6	484.0	489.0	497.0	507.4	515.6	517.8	515.6
60°	515.6	515.6	514.2	513.6	515.0	521.2	530.8	542.4	552.3	556.5	552.9
62.5°	549.2	549.2	545.5	547.2	549.2	554.0	566.1	581.1	594.4	596.6	593.2
65°	587.3	589.0	586.2	585.6	588.2	597.2	611.0	629.9	645.5	651.4	646.3
67.5°	645.5	642.9	639.5	638.1	642.1	650.6	667.5	692.3	715.2	720.9	714.9
70°	705.9	703.4	702.2	706.7	715.2	733.0	759.0	793.7	825.6	839.2	826.7
72°	682.7	679.4	678.5	688.1	704.5	733.6	781.6	837.5	888.3	907.2	883.8
72.5°	670.9	668.1	667.8	676.8	694.6	724.0	771.1	828.7	883.2	903.8	878.7
75°	622.9	620.1	622.9	633.0	650.8	682.5	730.5	784.4	833.5	852.4	827.9
77.5°	556.5	551.4	554.0	568.1	587.9	622.3	673.1	737.0	784.4	779.3	742.9
80°	444.1	432.9	445.0	449.2	471.8	495.0	544.1	572.6	589.0	589.8	563.9
82.5°	194.0	198.5	213.7	226.5	242.5	269.4	289.1	319.9	355.8	372.4	352.4
85°	12.7	15.8	25.1	29.9	41.5	50.5	72.6	105.6	127.3	145.7	122.8
87.5°	2.3	3.1	5.6	6.8	7.3	8.2	8.2	11.3	11.9	9.6	10.7
90°	0.0	0.0	0.0	0.0	0.0	0.0	0.0	0.0	0.0	0.0	0.0



REPORT NUMBER: P140626

CATALOG NUMBER: EMM-F01-LED-E1-5XQ-7050

CANDELA DISTRIBUTION (continued):

	55°	60°	65°	70°	75°	80°	85°	90°
0°	232.1	232.1	232.1	232.1	232.1	232.1	232.1	232.1
2.5°	232.1	232.1	232.4	232.1	232.1	232.1	231.8	231.8
5°	232.4	232.4	232.7	232.7	232.4	232.4	232.4	232.4
7.5°	233.2	232.9	233.2	233.2	232.9	232.9	232.7	232.9
10°	233.5	233.5	233.8	233.8	233.5	233.5	233.5	233.5
12.5°	234.4	234.4	234.4	234.6	234.4	234.4	234.6	234.4
15°	235.2	234.9	234.9	234.9	234.9	235.2	235.2	235.5
17.5°	236.1	236.1	235.8	236.1	236.1	236.3	236.3	236.3
20°	237.7	237.5	236.9	237.5	237.5	237.5	237.5	237.7
22.5°	240.3	239.7	239.2	239.2	238.9	239.2	238.9	238.9
25°	244.0	243.1	242.3	242.0	241.7	241.4	241.1	241.4
27.5°	249.3	248.2	247.1	246.5	246.2	245.7	245.4	245.4
30°	255.3	254.4	252.7	252.1	251.3	250.5	250.5	250.2
32.5°	264.3	263.2	261.2	260.3	258.9	258.1	257.8	257.8
35°	273.6	272.2	271.3	270.2	268.5	267.7	267.4	267.4
37.5°	287.7	286.0	284.9	283.5	283.2	282.1	282.1	282.1
40°	306.1	304.7	303.3	302.1	301.3	300.4	299.3	299.3
42.5°	328.7	326.4	325.6	324.1	323.0	322.2	321.6	321.6
45°	353.5	351.5	350.4	348.4	348.1	347.6	346.5	346.5
47.5°	381.5	378.6	376.4	375.8	374.4	373.0	372.4	372.7
50°	412.0	407.2	404.1	404.1	402.4	400.4	400.7	400.4
52.5°	443.3	437.9	434.0	431.2	429.2	428.9	429.2	428.9
55°	474.9	469.3	464.5	461.4	459.4	457.4	457.1	457.1
57.5°	507.7	500.6	493.0	490.2	488.2	487.1	487.1	487.4
60°	544.7	533.1	523.5	519.8	518.4	519.0	518.7	519.0
62.5°	582.2	569.0	557.7	553.4	551.4	551.2	553.4	554.3
65°	629.7	613.3	600.6	592.7	592.7	591.8	594.4	593.2
67.5°	691.5	668.3	652.8	640.1	640.4	641.2	644.9	644.6
70°	796.8	755.9	727.1	705.3	696.9	691.2	690.1	690.1
72°	829.3	768.3	720.9	686.7	669.2	658.5	655.4	652.0
72.5°	820.8	758.1	710.1	674.6	656.5	645.8	641.0	636.7
75°	767.5	697.4	645.2	607.9	587.9	574.9	572.3	570.4
77.5°	677.1	615.0	561.0	522.4	502.3	485.7	478.9	478.3
80°	522.1	466.2	424.7	394.5	376.4	364.0	364.5	360.6
82.5°	308.1	260.9	225.3	184.9	158.4	143.2	133.6	132.4
85°	90.6	61.6	39.2	28.2	20.3	15.2	11.3	10.2
87.5°	8.2	6.5	5.4	4.5	4.2	3.7	2.3	1.7
90°	0.0	0.0	0.0	0.0	0.0	0.0	0.0	0.0

(END OF REPORT)